

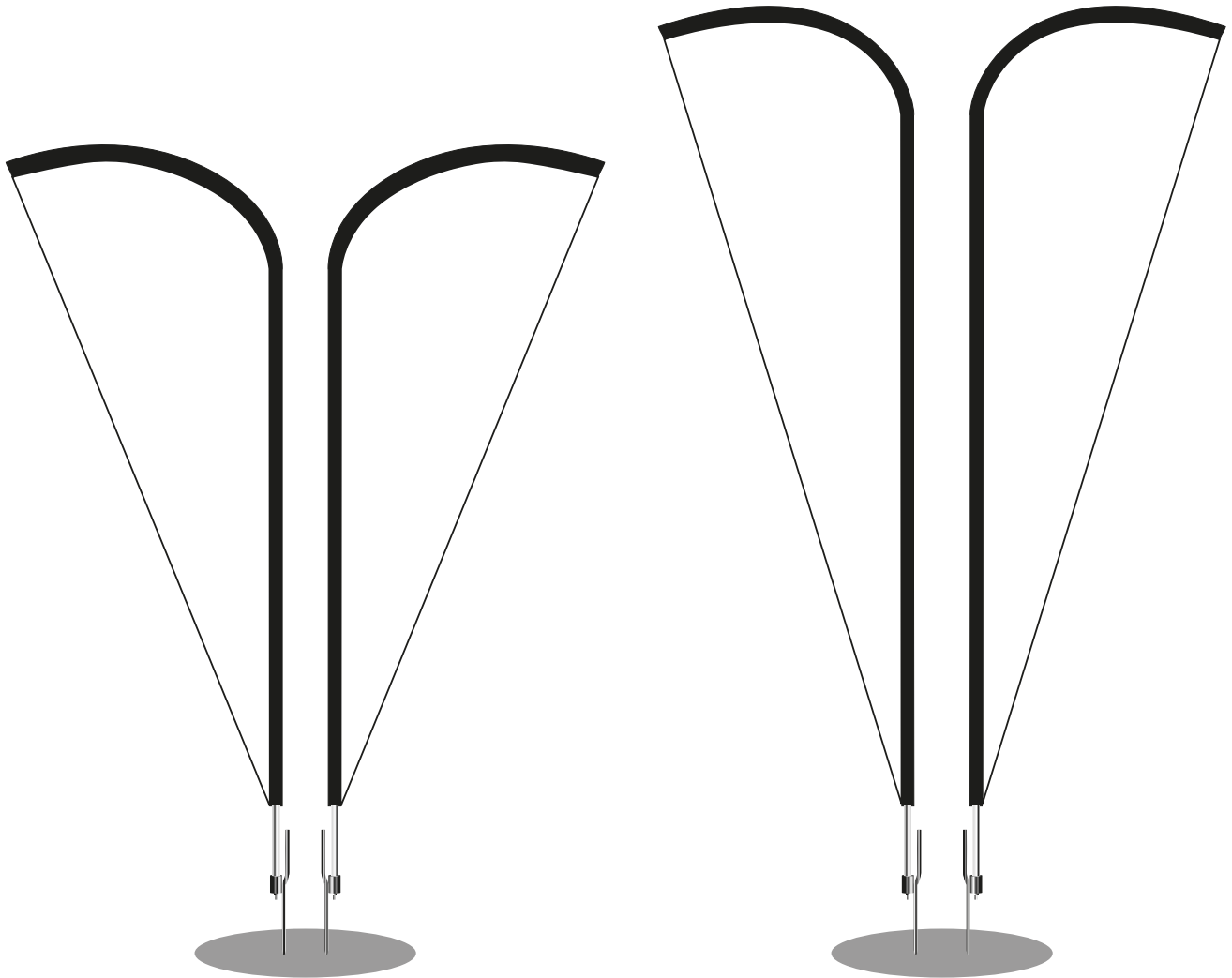


**PORTABLE
SHADE**
get covered

Clover Flags Template

Templates are scaled down.

1/3

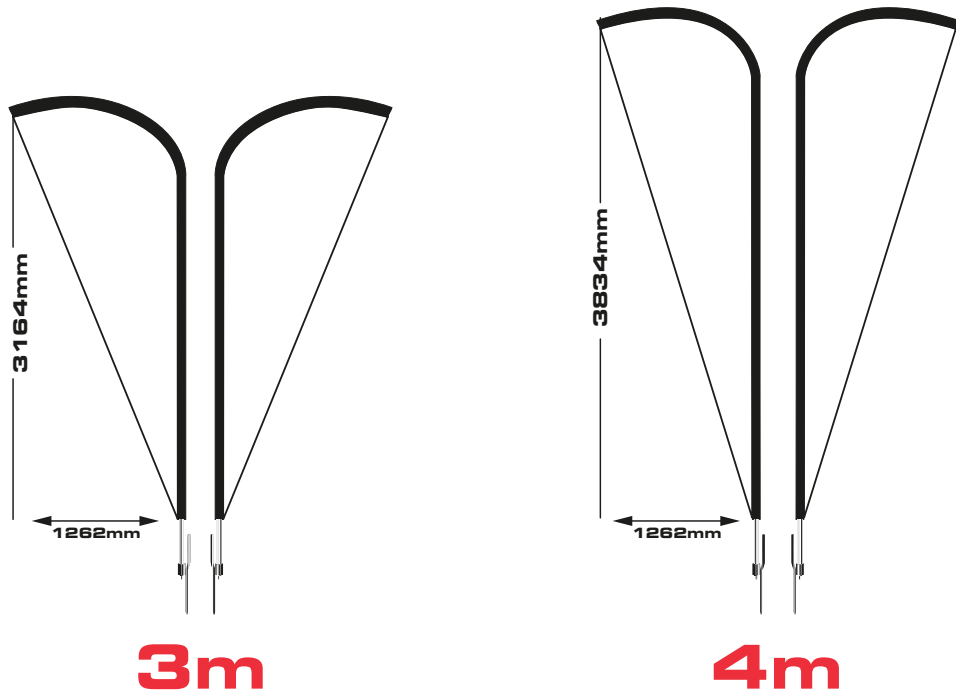


Visit us at:
www.Portable-Shade.com




- All provided artwork will first be checked and a proof returned for approval before commencing production.
- All images must either be supplied as CMYK or preferably Pantone, not RGB.
 - * Due to the nature of digital printing, we cannot print gold or fluorescent pantones.
 - * Because no two printers print color the same, it is therefore essential that the correct Pantone colors are supplied with artwork in order for us to match the colors.
 - * We cannot match CMYK or RGB values.
 - * If artwork is supplied in CMYK\RGB, a printed swatch must either be signed off, or a written acknowledgment must be sent to us confirming go ahead to print the job without matching of colors.
- Open end files are preferred in CorelDRAW format but Adobe files are also accepted.
 - * Exported artwork need to be supplied as either vector EPS\PDF files or high resolution raster files.
 - * Images saved from a web site and other such low res files cannot be used.
- Flat images(Raster files) need to be supplied with a minimum resolution of 150DPI actual size.
 - * Low resolution flat images become pixilated and display extremely poor when enlarged.
 - * We will not be held responsible for pixilation of low resolution flat images.
 - * We cannot adjust the color of flat images and thus will not be held responsible for incorrect print of color.
 - * Redrawing fee for JPG, TIF, PNG or any other flat image format is R250 per image per hour.
- All fonts in vector artwork need to be converted to outlines or curves.
 - * Alternatively, please supply the font files
- Templates for all our products are available for download from our website.
 - * Please DO NOT flatten the template markings on to the artwork, these markings are for reference only.
 - * There MUST be enough Bleed as indicated in the templates.

All flags come standard with a ground spike peg system and are printed one facing left, one facing right unless ordered differently.



Measurements template

-  Finished product template.
-  Safe area for designing template: Branding must not exceed this template.
-  Cutting template: Must be filled with background artwork.



Design template